

SPRINGLOADED BACKPRESSURE REGULATOR BS(H)15

GASES • LIQUIDS • ACIDS • OILS



MAIN FEATURES

- ss 316L
- balanced valve
- high flow capacity
- Cv 7.3
- leak tight shut-off
- diaphragm or piston sensing
- shell design according to EN 12516

CHARACTERISTICS

Max. pressure : 70 bar, 250 bar

Setpressure range:

• diaphragm sensing : 0 – 20 bar

• piston sensing : 20 – 250 bar

Valve diameter : 19 mm

Cv (Kv) : 7.3 (6.3)

Materials:

• Body & Trim : ss 316L

• Seat insert : BS15: elastomer
BSH15: pctfe, peek

• Seals & Diaphragm : elastomer

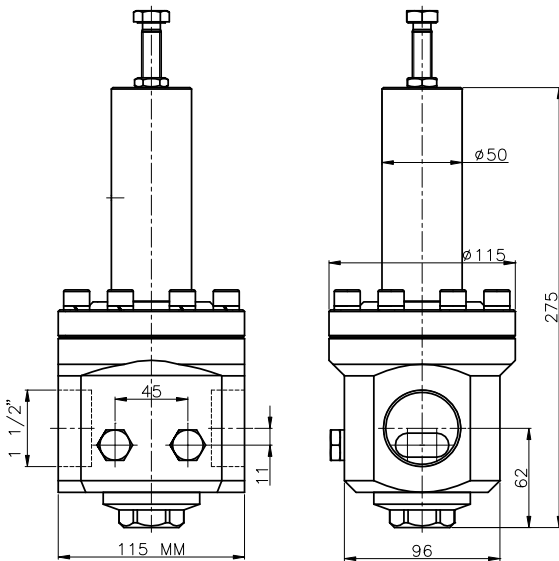
Connections:

• Line : 1½" bspp, npt,
flanges to DIN/ANSI B16.5

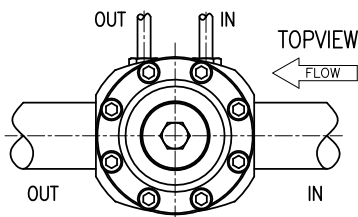
• Gauge ports : 2x ¼" npt

Weight : 10 kg (without flanges)

Temperature range : -20°C to + 80 °C *



PORTING STYLE



CLEANING

This regulator is ultrasonically cleaned and degreased.

Cleaning based on

ASTM-G93 Level C / CGA 4.1 is optional.

Do not use teflon tape or anaerobic sealing compounds on the bspp threads.

This is not a safety valve!

* Actual range depends on choice of seat- and seal material.



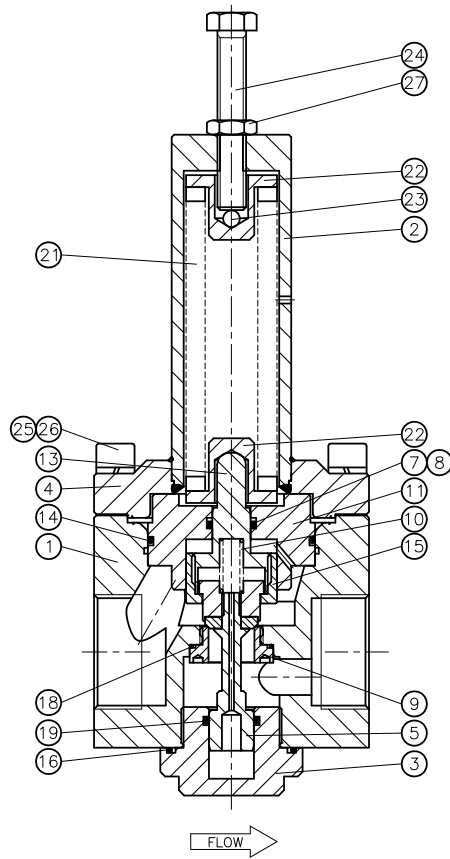
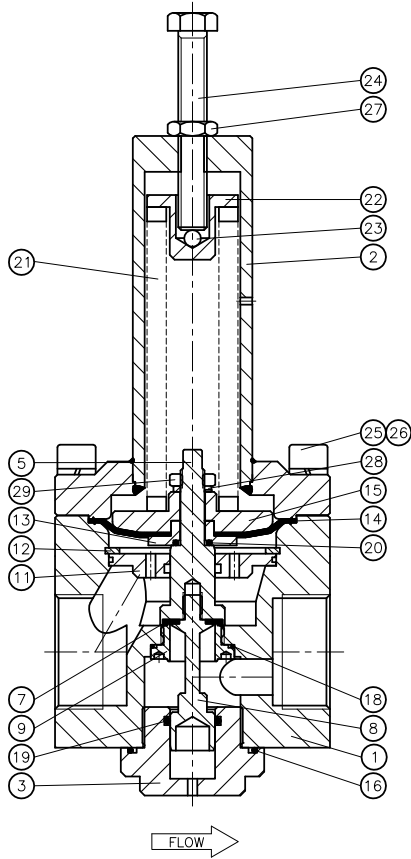
Swagelok regulators are not "Safety Accessories" as defined in the Pressure Equipment Directive 97/23/EC:



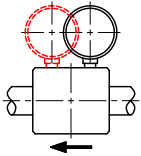
Do not use the regulator as a shut off device.

RHPS Series

Swagelok



GAUGEPORT(S)
standard:



Only one gauge Ø63 fits directly into the body.

ORDERING INFORMATION
example: BSHB15-02-5-NNK

BSH	B15		- 02	- 5	- N	N	K
series / inlet	connection	flange facing*	material	set pressure range	o-rings	diaphragm	seat
BS = 70 bar BSH = 250 bar	B15=1½" bspp N15= 1½" npt ansi flanges FA15A = 1½" class 150 FA15B = 1½" class 300 FA15C = 1½" class 600 FA15E = 1½" class 1500 FA15F = 1½" class 2500 din flanges FD15M = DN40 PN16 FD15N = DN40 PN40 FD15P = DN40 PN64 FD15R = DN40 PN1500 FD15S = DN40 PN2500	*if flanges are ordered 1=raised face 3=smooth 3=RTJ	02 = ss316L	BS: diaphragm sensing: 1 = 0 – 3 bar 2 = 0 – 5 bar 3 = 0 – 10 bar 4 = 0 – 20 bar BSH: diaphragm sensing: 1 = 0 – 3 bar 2 = 0 – 5 bar 3 = 0 – 10 bar 4 = 0 – 20 bar piston sensing: 5 = 0 – 40 bar 6 = 0 – 100 bar 7 = 0 – 180 bar 8 = 0 – 250 bar	N = nitrile E = epdm V = viton	N = nitrile E = epdm V = viton piston o-rings N = nitrile E = epdm V = viton	diaphragm sensing: N = nitrile E = epdm V = viton piston sensing: K = pctfe P = peek

Red text identifies an example ordering number

Safe Product Selection
When selecting a product, the total system design must be considered to ensure safe, trouble-free performance. Function, material compatibility, adequate ratings, proper installation, operation, and maintenance are the responsibilities of the system designer and user.

RHPS, Swagelok—TM Swagelok Company
© 2010 Swagelok Company
Printed in U.S.A., OM
June 2010, R0
MS-02-410-E