

2" PILOT-OPERATED PRESSURE REGULATOR RD(H)20

2- PATH CONTROL



MAIN FEATURES

- ss 316L
- balanced valve
- integral pilot regulator
- 2-path control
- diaphragm sensing
- Cv 13
- bubble tight shut off
- shell design according to EN 12516

CHARACTERISTICS

Inlet pressure: : 70 bar 400 bar
Outlet ranges: : 70 bar 200 bar

Seat diameter : 25 mm
Cv (Kv) : 13 (11)

Materials:

- Body, Dome, Trim : ss 316L
- Seat insert : RD20: elastomer
RDH20: pctfe, peek

• Seals, Diaphragm : elastomer
Dependency : depend on pilot regulator

Connections:

- Line : 2" bspp,
flanges to DIN/ ANSI B16.5

Weight : 20 kg (without flanges)
: 23 kg (with flanges
2" – 150#, DN50-PN40)

Temperature : -20°C to +80°C*

IMPROVED PERFORMANCE

To enhance the performance we advise to use:

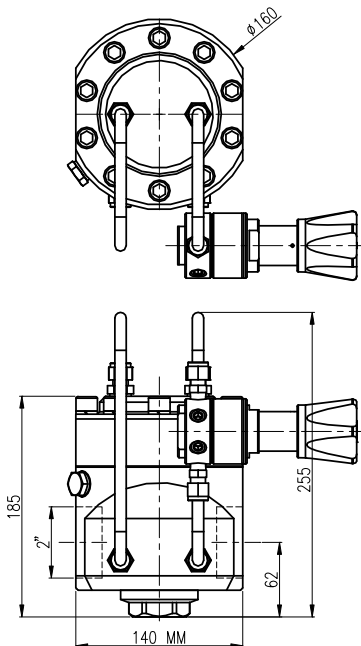
- an [external feedback](#) (when $P_2 \leq 20$ bar)

CLEANING

This regulator is ultrasonically cleaned and degreased.
Cleaning based on
ASTM-G93 Level C / CGA 4.1 is optional.

Do not use teflon tape or anaerobic sealing compounds on the bspp threats.

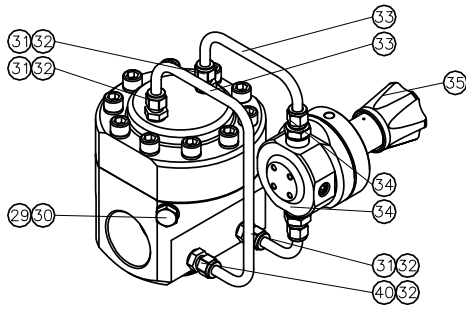
***Actual range depends on choice of seat and seal material.**



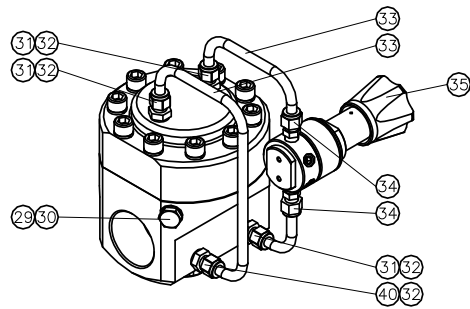
 Swagelok regulators are not "Safety Accessories" as defined in the Pressure Equipment Directive 97/23/EC:

 Do not use the regulator as a shut off device.

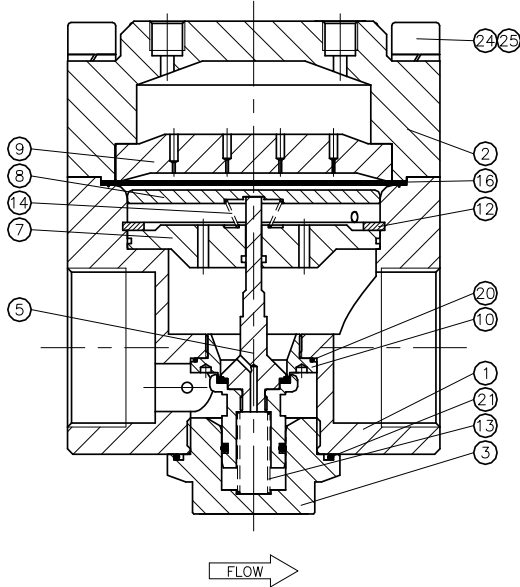
RHPS Series



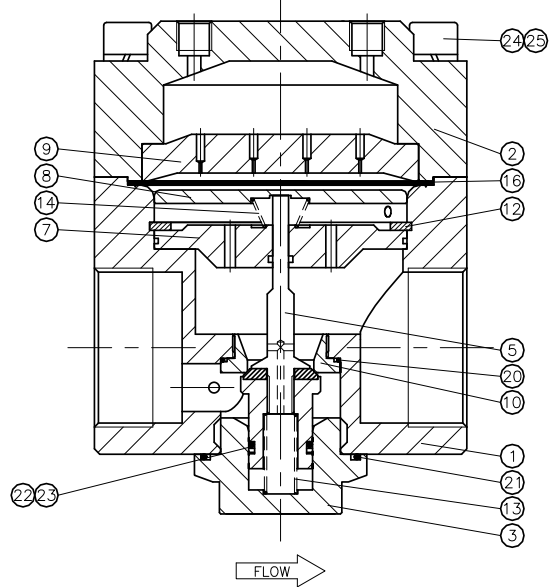
RD20 with LRS4



RDH20 with RS2



RD20



RDH20

GAUGEPORTS

If gauges are required use gauge port(s) of pilot regulator.

ORDERING INFORMATION

example: RDHB20-02-4-NNK

RDH	B20		- 02	- 4	- N	N	K	
series / inlet	connection	flange facing*	material	outlet range	o-rings	diaphragm	seat	options
ss316L RD = 70 bar RDH = 400 bar	B20 = 2" bspp N20 = 2" npt ansi flanges* FA20A = 2" Class 150 FA20B = 2" Class 300 FA20C = 2" Class 600 FA20E = 2" Class 1500 FA20F = 2" Class 2500 din flanges* FD20M = DN50 PN16 FD20N = DN50 PN40 FD20P = DN50 PN64 FD20R = DN50 PN250 FD20S = DN50 PN400	*if flanges are ordered 1 = raised face smooth 3 = RTJ	02 = ss316L	RD: 0 = 0 - 3 bar 1 = 0 - 9 bar 2 = 0 - 20 bar 3 = 0 - 70 bar RDH: 4 = 0 - 10 bar 5 = 0 - 25 bar 6 = 0 - 100 bar 7 = 0 - 175 bar 8 = 0 - 200 bar	N = nitrile E = epdm V = viton	N = nitrile E = epdm V = viton	RD: N = nitrile E = epdm V = viton RDH: K = pctfe P = peek	EF= external feedback

Red text identifies an example ordering number.

Safe Product Selection

When selecting a product, the total system design must be considered to ensure safe, trouble-free performance. Function, material compatibility, adequate ratings, proper installation, operation, and maintenance are the responsibilities of the system designer and user.

RHPS, Swagelok—TM Swagelok Company
 © 2010 Swagelok Company
 Printed in U.S.A., OM
 April 2011, R1
 MS-02-397-E